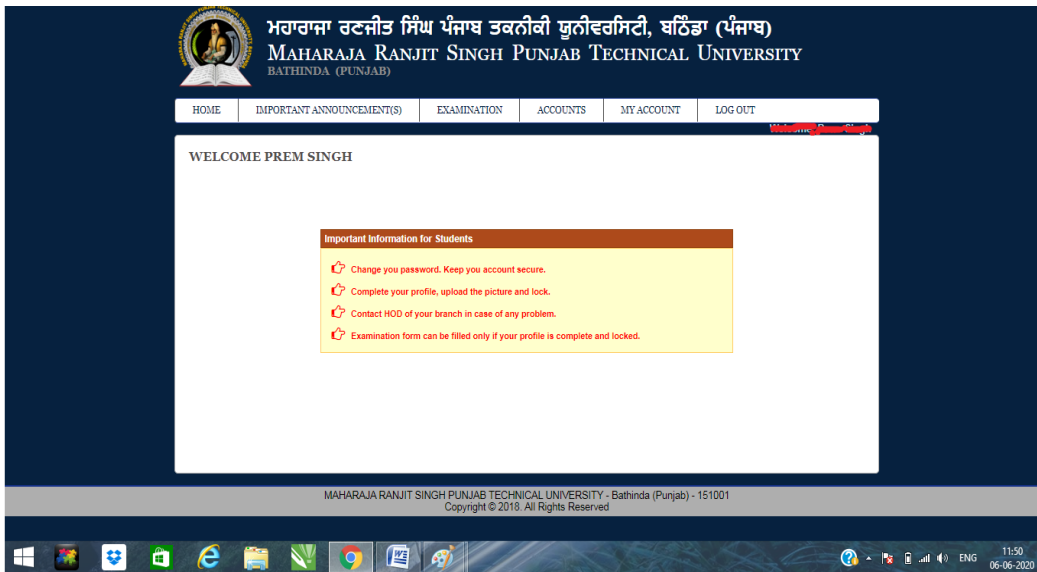


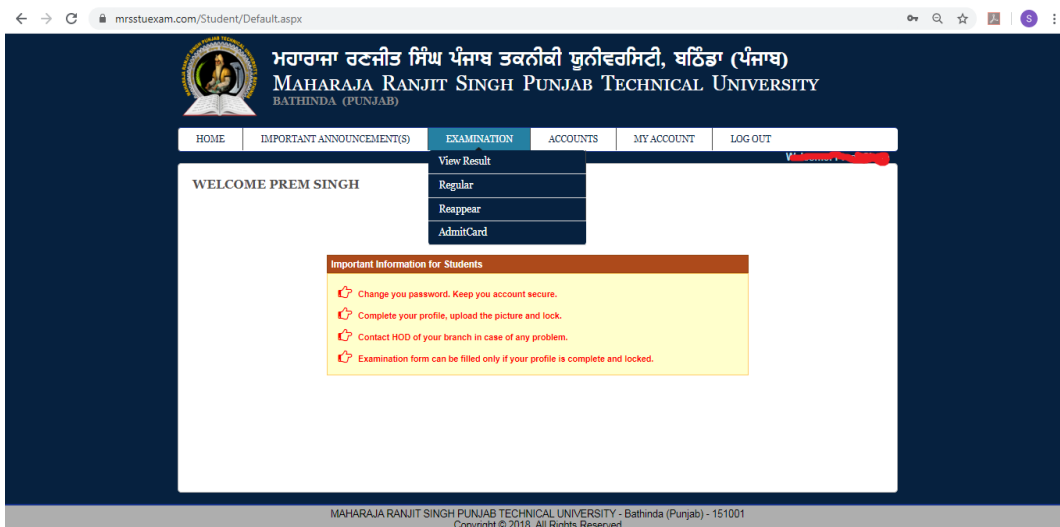
# **STEPS FOR FORM FILLING BY STUDENTS**

*(For Main campus and constituent colleges Reappear exam form only)*

1. Open website [www.mrsstueexam.com](http://www.mrsstueexam.com) and login in Student id.



2. On the header menu, move your mouse pointer to Examination.



3. Click on Reappear exam form.

MAHARAJA RANJIT SINGH PUNJAB TECHNICAL UNIVERSITY  
BATHINDA (PUNJAB)

HOME | IMPORTANT ANNOUNCEMENT(S) | **EXAMINATION** | ACCOUNTS | MY ACCOUNT | LOG OUT

Welcome: Harnavdeep Singh

WELCOME HARNAVDEEP SINGH

- View Result
- Regular
- Reappear**
- AdmitCard

**Important Information for Students**

- Change you password. Keep you account secure.
- Complete your profile, upload the picture and lock.
- Contact HOD of your branch in case of any problem.
- Examination form can be filled only if your profile is complete and locked.

4. Click on save exam form.

Roll No / Name

Father's / Mother's Name

Mobile / Email / Batch

**(Section-A)**  
Click on CheckBox to select the Subjects in which you want to appear in Exam.

Select Semester.

Semester: --Select Semeste

**(Section-B)**  
Selected Subjects to appear in Examination

Subject Code	Paper ID	Subject Title / Remarks	T/P	Internal	External	Action
<b>Semester - 5th</b>						
BCIE1520	110714	Geomatics Engineering	Theory	No	Yes	Delete
<b>Semester - 6th</b>						
BCIE1626	110717	Geotechnical Engineering	Theory	No	Yes	Delete
BCIE1630		Geotechnical Engineering Lab	Practical	No	Yes	Delete
<b>Semester - 7th</b>						
BCIE1734	110723	Irrigation Engineering-II	Theory	No	Yes	Delete

Save Exam Form | Online Payment

Note:  
 1. If you want to edit subject(s), then first you have to delete the subject(s) from Section-B and then add the correct subject from Section-A  
 2. The manual cutting/Over Writing in Exam. form is not allowed & liable to be rejected.  
 3. Print and Download pdf button will be shown only when you lock all subject(s) in Section B

MAHARAJA RANJIT SINGH PUNJAB TECHNICAL UNIVERSITY - Bathinda (Punjab) - 151001  
Copyright © 2018. All Rights Reserved

5. Click on Online Payment.

Roll No / Name: 991601203711/RAMAN  
 Father's / Mother's Name: PARMODH KUMAR/ANITA RANI  
 Mobile / Email / Batch: 9869314891/rk2056767@gmail.com/2016

**(Section-A)**  
 Click on CheckBox to select the Subjects in which you want to appear in Exam.  
 Select Semester:  
 Semester: --Select Semeste--

**(Section-B)**  
 Selected Subjects to appear in Examination

Subject Code	Paper ID	Subject Title / Remarks	T/P	Internal	External	Action
<b>Semester - 5th</b>						
BCIE1520	110714	Geomatics Engineering	Theory	No	Yes	Delete
<b>Semester - 6th</b>						
BCIE1626	110717	Geotechnical Engineering	Theory	No	Yes	Delete
BCIE1630		Geotechnical Engineering Lab	Practical	No	Yes	Delete
<b>Semester - 7th</b>						
BCIE1734	110723	Irrigation Engineering-II	Theory	No	Yes	Delete

Save Exam Form    Online Payment

Note:  
 1. If you want to edit subject(s), then first you have to delete the subject(s) from Section-B and then add the correct subject from Section-A  
 2. The manual cutting/Over Writing in Exam. form is not allowed & liable to be rejected.  
 3. Print and Download pdf button will be shown only when you lock all subject(s) in Section B

MAHARAJA RANJIT SINGH PUNJAB TECHNICAL UNIVERSITY - Bathinda (Punjab) - 151001  
 Copyright © 2018. All Rights Reserved

6. Click on Pay online.

PAYMENT RECEIPT VIEW - 201500015

Roll No / Name: 991601203711/RAMAN

Student Name: [Redacted]  
 Roll Number: [Redacted]  
 Branch: Bachelor of Technology (Civil E)  
 Batch: Aug 2017-Leet  
 Session: EVEN

Account Head	Ammount(Rs)
Examination Form Fee - Reappear	2100.00
Late Fee	2000.00

Pay Online

7. Fill correct detail and click on confirm and submit button.

The screenshot shows a web browser window displaying the MRSSTU online payment interface. The page title is "MRSSTU" and the URL is "192.168.55.230/Student/PayNow.aspx?nid=VwJc2kFY%2IN4%3d&FID=2". The page features a navigation menu with links for HOME, IMPORTANT ANNOUNCEMENT(S), EXAMINATION, ACCOUNTS, MY ACCOUNT, and LOG OUT. A "Welcome: RAMAN" message is visible in the top right corner. The main content area is titled "ONLINE PAYMENT" and contains a form with the following fields:

Roll Number	0000120001
Name	<input type="text" value="Raman"/>
Email	<input type="text" value=""/>
MobileNo	<input type="text" value=""/>
Receipt/Challan Number	EXMRep2015000015
Amount	4100.00

Below the form are two buttons: "Confirm & Submit" and "Cancel".

8. Fill correct Bank Detail and click on "Pay now".

The screenshot shows a web browser window displaying the MRSSTU online payment gateway. The page title is "M R S Punjab Technical University" and the URL is "tps-india.in/PaymentGateway/bxreq.pg?id=53329b0a-d2a5-4dfe-9a1e-499f11cd6408". The page features a navigation menu with links for HOME, IMPORTANT ANNOUNCEMENT(S), EXAMINATION, ACCOUNTS, MY ACCOUNT, and LOG OUT. A "Reference No : EXMRep2015000015" and "Amount : 4100.00" message is visible in the top right corner. The main content area is titled "PAYMENT GATEWAY" and contains a form with the following fields:

Pay using  CREDIT CARD  NET BANKING

Pay using  VISA  MasterCard  RuPay

For Maestro cards, please enter Expiry Date and CVV no. if available or else ignore and proceed.

Credit card  Debit card

Select Credit Card Option :

At the bottom of the page, there are logos for Verified by Visa, MasterCard SecureCode, and HDFC BANK.

9. After payment, view showing message "payment is successfully paid".

The screenshot shows a web browser window displaying the website of Maharaja Ranjit Singh Punjab Technical University. The page title is "ONLINE PAYMENT - SUCCESS". A yellow message box states: "Your payment is successfully paid. Please keep printout of this receipt for future reference." Below this, there are two tables. The first table contains transaction details: Transaction Ref Number (EXMRep2018000015), Amount (4100.00), Bank Ref Number (NA), Transaction Time (08-06-2020 12:07:48), and Status (0392). The second table, titled "Student Info", contains: Roll Number (XXXXXXXXXX), Student Name (Raman), Branch (Bachelor of Technology (Civil Engineering)), and Batch (Aug 2017-Leet). A "Print" link is located below the student info table. The navigation menu includes HOME, IMPORTANT ANNOUNCEMENT(S), EXAMINATION, ACCOUNTS, MY ACCOUNT, and LOG OUT. The user is logged in as RAMAN.

Transaction Ref Number	EXMRep2018000015
Amount	4100.00
Bank Ref Number	NA
Transaction Time	08-06-2020 12:07:48
Status	0392

Student Info	
Roll Number	XXXXXXXXXX
Student Name	Raman
Branch	Bachelor of Technology (Civil Engineering)
Batch	Aug 2017-Leet

10. After that, Click to Regular or Reappear exam form.

The screenshot shows the same website with the "EXAMINATION" menu item selected. A dropdown menu is open, showing options: View Result, Regular, Reappear, and AdmitCard. The "Regular" and "Reappear" options are highlighted in blue. Below the menu, there is a section titled "Important Information for Students" with a yellow background and red icons. The information includes: Change your password. Keep your account secure. Complete your profile, upload the picture and lock. Contact HOD of your branch in case of any problem. Examination form can be filled only if your profile is complete and locked. The navigation menu is the same as in the previous screenshot, and the user is logged in as RAMAN.

Important Information for Students

- Change your password. Keep your account secure.
- Complete your profile, upload the picture and lock.
- Contact HOD of your branch in case of any problem.
- Examination form can be filled only if your profile is complete and locked.

11. Click on lock exam form.

<input type="checkbox"/>	BARC1643	120135	BARC1643 - 120135 - Building Sciences & Technology-VI	Theory
<input type="checkbox"/>	BARC1644	120136	BARC1644 - 120136 - Interior Design	Theory
<input type="checkbox"/>	BARC1645	120137	BARC1645 - 120137 - Estimating & Costing	Theory
<input type="checkbox"/>	BARC1646	120138	BARC1646 - 120138 - Design Philosophies-III	Theory
<input type="checkbox"/>	BARC1647	120139	BARC1647 - 120139 - Architectural Legislation	Theory
<input type="checkbox"/>	BARC1641	120133	BARC1641 - 120133 - Architectural Design-VI	


Are you sure you want to lock this Exam form?

OK Cancel

(Section-B)  
Selected Subjects to appear in Examination

Subject Code	Paper Id	Subject Title / Remarks	T/P	Internal	External
BARC1641	120133	Architectural Design-VI		Yes	Yes
BARC1642	120134	Building Construction-VI	Theory	Yes	Yes
BARC1643	120135	Building Sciences & Technology-VI	Theory	Yes	Yes
BARC1644	120136	Interior Design	Theory	Yes	Yes
BARC1645	120137	Estimating & Costing	Theory	Yes	Yes
BARC1646	120138	Design Philosophies-III	Theory	Yes	Yes
BARC1647	120139	Architectural Legislation	Theory	Yes	Yes

12. Print on Examination form.



**ਮਹਾਰਾਜਾ ਰਣਜੀਤ ਸਿੰਘ ਪੰਜਾਬ ਤਕਨੀਕੀ ਯੂਨੀਵਰਸਿਟੀ, ਬਠਿੰਡਾ (ਪੰਜਾਬ)**  
**MAHARAJA RANJIT SINGH PUNJAB TECHNICAL UNIVERSITY**  
 BATHINDA (PUNJAB)

HOME
IMPORTANT ANNOUNCEMENTS
EXAMINATION
ACCOUNTS
MY ACCOUNT
LOG OUT

Welcome!

### REGULAR EXAM FORM

Examination Session: May 2020

**Student Information -**

Branch	Architecture
Roll No. / Name	
Father's / Mother's Name	
Mobile / Email / Batch	

**(Section-A)**  
Click on Checkbox to select the Subjects in which you want to appear in Exam.

Select your current semester:

Subject Code	Paper Id	Subject Title / Remarks	T/P
<input type="checkbox"/>	BARC1642	120134 - Building Construction-VI	Theory
<input type="checkbox"/>	BARC1643	120135 - Building Sciences & Technology-VI	Theory
<input type="checkbox"/>	BARC1644	120136 - Interior Design	Theory
<input type="checkbox"/>	BARC1645	120137 - Estimating & Costing	Theory
<input type="checkbox"/>	BARC1646	120138 - Design Philosophies-III	Theory
<input type="checkbox"/>	BARC1647	120139 - Architectural Legislation	Theory
<input type="checkbox"/>	BARC1641	120133 - Architectural Design-VI	

**(Section-B)**  
Selected Subjects to appear in Examination

Subject Code	Paper Id	Subject Title / Remarks	T/P	Internal	External
<input type="checkbox"/>	BARC1641	120133 - Architectural Design-VI		Yes	Yes
<input type="checkbox"/>	BARC1642	120134 - Building Construction-VI	Theory	Yes	Yes
<input type="checkbox"/>	BARC1643	120135 - Building Sciences & Technology-VI	Theory	Yes	Yes
<input type="checkbox"/>	BARC1644	120136 - Interior Design	Theory	Yes	Yes
<input type="checkbox"/>	BARC1645	120137 - Estimating & Costing	Theory	Yes	Yes
<input type="checkbox"/>	BARC1646	120138 - Design Philosophies-III	Theory	Yes	Yes
<input type="checkbox"/>	BARC1647	120139 - Architectural Legislation	Theory	Yes	Yes

[Print Exam Form](#)

1. Please fill the form carefully.  
 2. Once the form is filled, payment made and form is locked, correction shall be allowed only after payment of the correction fees of Rs. 700/-.  
 3. Print and Download pdf button will be shown only when you lock all subjects in Section B.

MAHARAJA RANJIT SINGH PUNJAB TECHNICAL UNIVERSITY - Bathinda (Punjab) - 151001  
Copyright © 2018. All Rights Reserved

**NOTES:**

- *Student's profile should be locked to generate Examination form.*
- *Elective Subject or Subject from Semester Groups will only be listed in Admit card/Exam Form if subject has been selected in Subject Selection Module for that particular student.*
- **Reappear Examination Form**  
*Important Instructions.*
  - . *Please fill the form carefully.*
  - . *Once payment is made and the exam form is locked, no correction is allowed.*
- **Payment**
  - . *Please check all the details in the examination form (Regular or Reappear) before making the payment.*
  
- *In case of any problem with the Examination form, send us email at [supportexam@mrsstuexam.com](mailto:supportexam@mrsstuexam.com).*